

elumen8

MP 15 LED Fresnel DTW User Manual



Order codes:

ELUM130 - Black Housing

ELUM130A - White Housing

WARNING

FOR YOUR OWN SAFETY, PLEASE READ THIS USER MANUAL CAREFULLY BEFORE YOUR INITIAL START-UP!

- Before your initial start-up, please make sure that there is no damage caused during transportation.
- Should there be any damage, consult your dealer and do not use the equipment.
- To maintain the equipment in good working condition and to ensure safe operation, it is necessary for the user to follow the safety instructions and warning notes written in this manual.
- Please note that damages caused by user modifications to this equipment are not subject to warranty.



IMPORTANT:

The manufacturer will not accept liability for any resulting damages caused by the non-observance of this manual or any unauthorised modification to the equipment.

- Never let the power cable come into contact with other cables. Handle the power cable and all mains voltage connections with particular caution!
- Never remove warning or informative labels from the unit.
- Do not open the equipment and do not modify the unit.
- Do not connect this equipment to a dimmer pack.
- Do not switch the equipment on and off in short intervals, as this will reduce the system's life.
- Only use the equipment indoors.
- Do not expose to flammable sources, liquids or gases.
- Always disconnect the power from the mains when equipment is not in use or before cleaning! Only handle the power-cable by the plug. Never pull out the plug by pulling the power-cable.
- Make sure that the available mains supply voltage is between 100~240V AC, 50/60Hz.
- Make sure that the power cable is never crimped or damaged. Check the equipment and the power cable periodically.
- If the equipment is dropped or damaged, disconnect the mains power supply immediately and have a qualified engineer inspect the equipment before operating again.
- If the equipment has been exposed to drastic temperature fluctuation (e.g. after transportation), do not connect power or switch it on immediately. The arising condensation might damage the equipment. Leave the equipment switched off until it has reached room temperature.
- If your product fails to function correctly, stop use immediately. Pack the unit securely (preferably in the original packing material), and return it to your Pro Light dealer for service.
- Only use fuses of same type and rating.
- Repairs, servicing and power connection must only be carried out by a qualified technician. THIS UNIT CONTAINS NO USER SERVICEABLE PARTS.
- This lighting fixture is for professional use only - it is not designed for or suitable for household use. The product must be installed by a qualified technician in accordance with local territory regulations. The safety of the installation is the responsibility of the installer. The fixture presents risks of severe injury or death due to fire hazards, electric shock and falls.
- Warning! Risk Group 2 LED product according to EN 62471. Do not view the light output with optical instruments or any device that may concentrate the beam.
- WARRANTY: One year from date of purchase.

OPERATING DETERMINATIONS

If this equipment is operated in any other way, than those described in this manual, the product may suffer damage and the warranty becomes void. Incorrect operation may lead to danger e.g: short-circuit, burns and electric shocks etc.

Do not endanger your own safety and the safety of others!

Incorrect installation or use can cause serious damage to people and/or property.

MP 15 LED Fresnel DTW

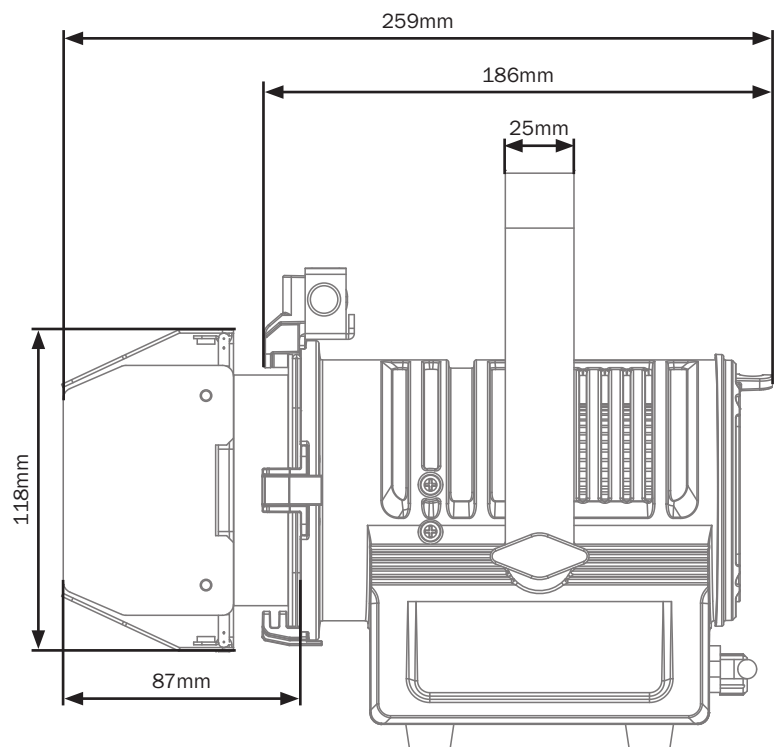
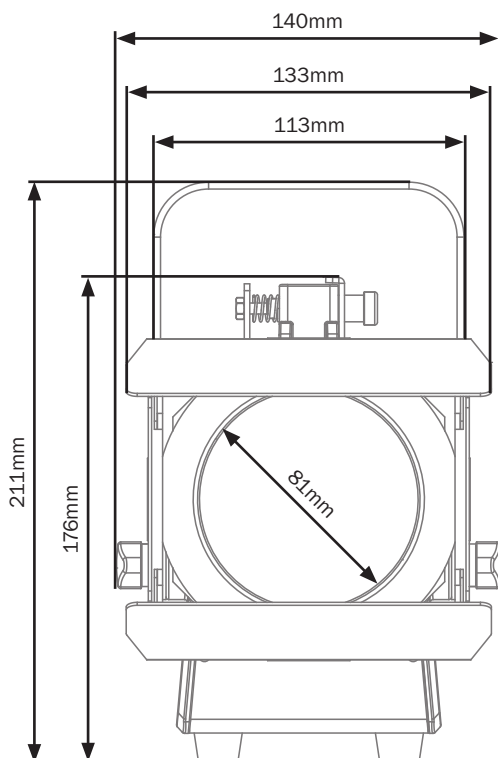
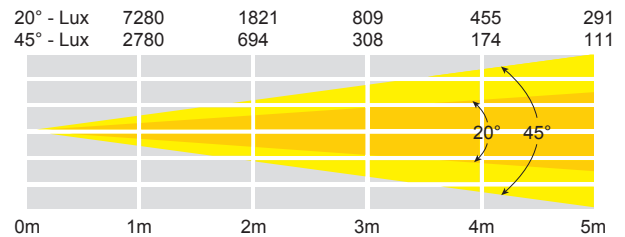
The MP 15 LED Fresnels are compact and easy-to-use general purpose stage lighting fixtures ideal for small stages, studios and display lighting applications. They have a 20° beam angle and are powered by a 15W amber and warm white LED that has a output similar to a 100W halogen lamp, along with dimming control via a rotary knob on the rear. The fixtures are enclosed in a robust chassis, and are supplied with filter frame and barn door.

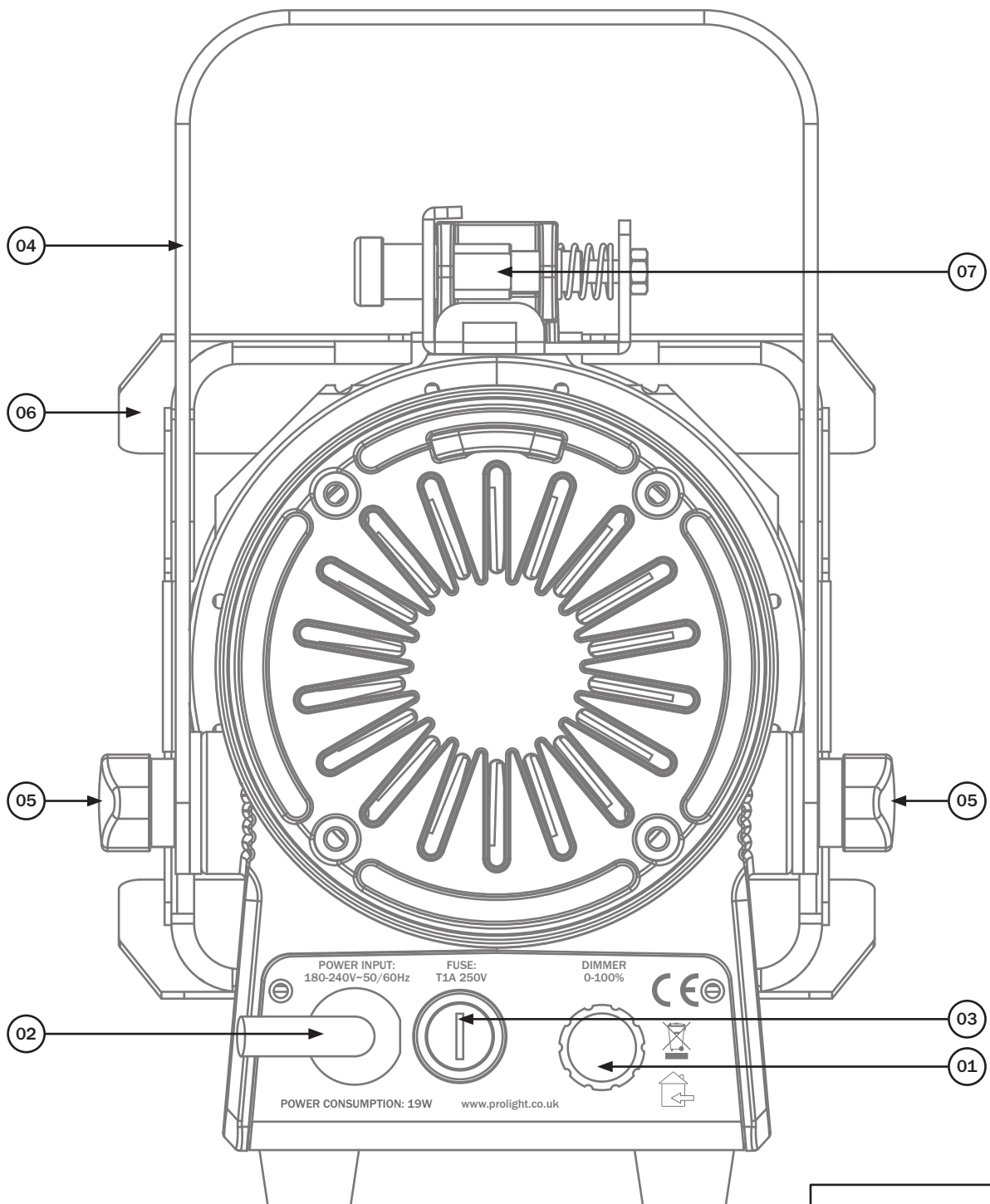
- 1 x 15W amber and warm white LED (1900K/3000K)
- Beam angle: 20° native and 45° frost lens supplied
- 1,821 Lux @ 2m (full on)
- 0-100% dimming via rotary control on rear
- Dimmable via external dimmer pack*
- Captive power connection
- Convection cooled
- Filter frame and barn doors included

*leave the dimmer control on rear at 100% if using this fixture with an external dimmer pack.



Specifications	MP 15 LED Fresnel DTW
Power consumption	19W
Power supply	180~240V, 50/60Hz
Fuse	T0.5A 250V
Dimensions	211 x 140 x 186mm
Weight	2.2kg
Order code	ELUM130 - Black Housing ELUM130A - White Housing





- 01 - Rotary dimmer control
- 02 - Captive power connection
- 03 - Fuse T0.5A 250V
- 04 - Hanging bracket

- 05 - Hanging bracket adjustable knob
- 06 - Barn door
- 07 - Barn door release mechanism

In the box: **1 x fixture,**
1 x 45° frost lens,
1 x barn door,
1 x power cable
& 1 x user manual

Operation:

Connect to a suitable mains outlet using the captive power connection and use the rotary control to adjust the dimming from 0-100%.



Correct Disposal of this Product (Waste Electrical & Electronic Equipment)

**(Applicable in the European Union and other European countries
with separate collection systems)**

This marking shown on the product or its literature, indicates that it should not be disposed with other household wastes at the end of its working life. To prevent possible harm to the environment or human health from uncontrolled waste disposal, please separate this from other types of wastes and recycle it responsibly to promote the sustainable reuse of material resources.

Household users should contact either the retailer where they purchased this product, or their local government office, for details of where and how they can take this item for environmentally safe recycling.

Business users should contact their supplier and check the terms and conditions of the purchase contract. This product should not be mixed with other commercial wastes for disposal.



elumen8