


EQUINOX

PRO DJ Booth System

User Manual



Order code: EQLED025

WARNING


FOR YOUR OWN SAFETY, PLEASE READ THIS USER MANUAL CAREFULLY BEFORE YOUR INITIAL START-UP!



- Site the booth on a level, stable surface.
- Booth must be unfolded and setup as per diagram overleaf.
- Incorrect setup may lead to additional stress on the frame and components.
- Take care to keep fingers, body parts and loose clothing away from moving parts
- Shelf loading: 25kg max. (evenly distributed).
- Do not stand or sit on the shelf

PRO DJ Booth System

The lightweight, aluminium PRO DJ Booth system comes supplied with 2 carpet covered shelves, shelf support bars, carry bag and professional black cloth.

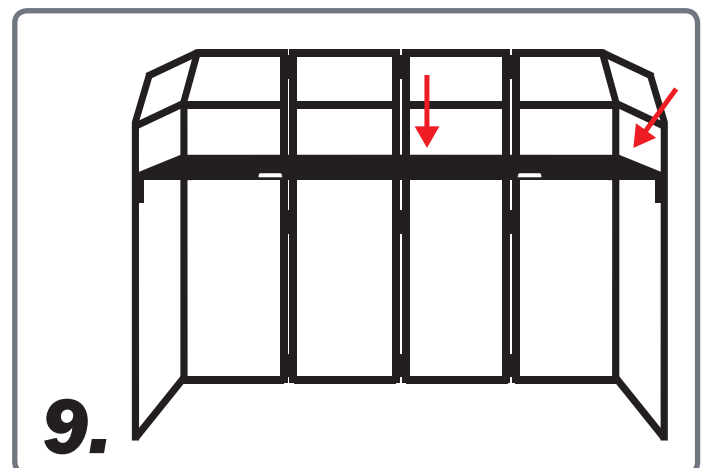
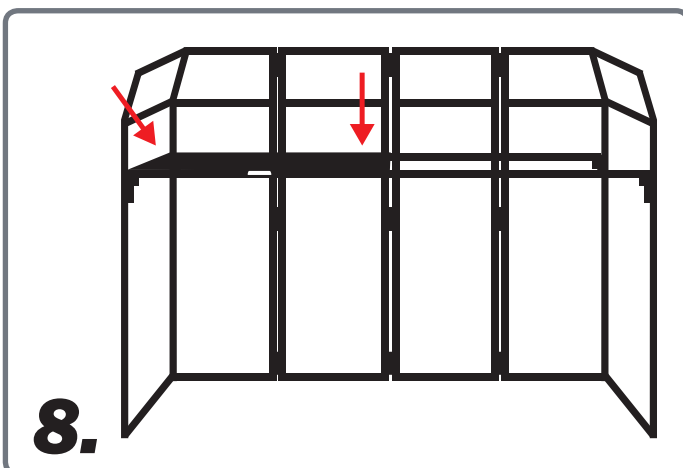
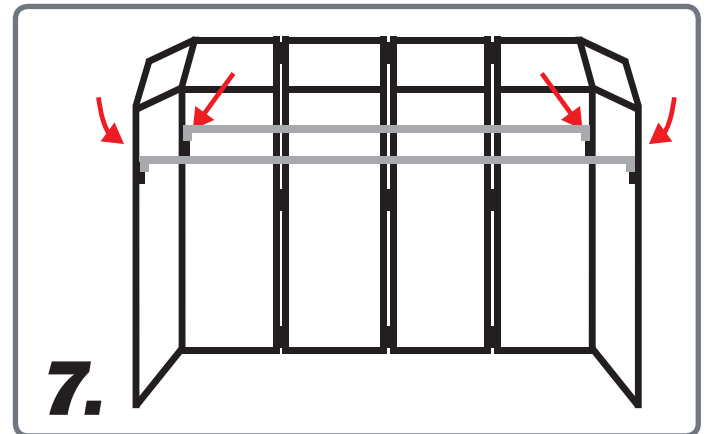

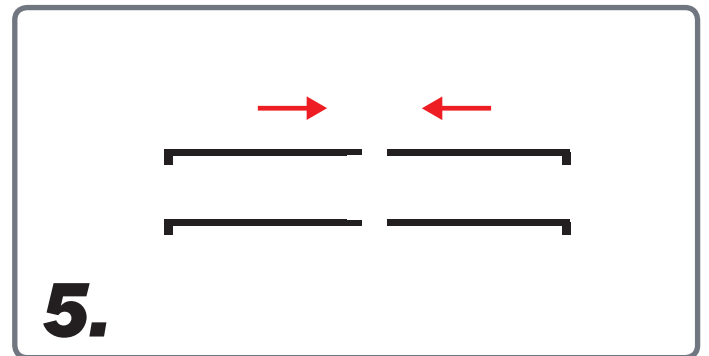
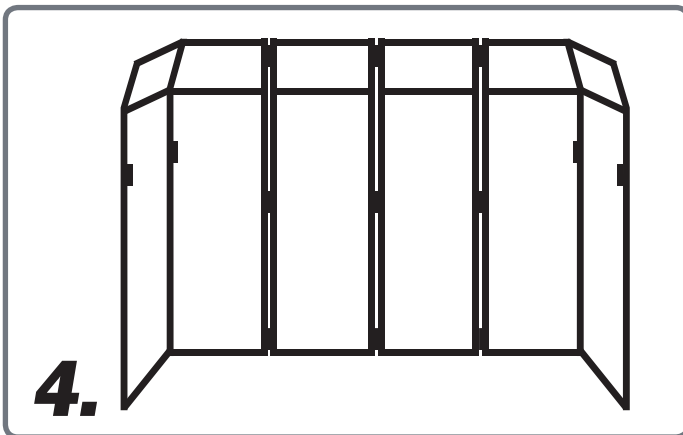
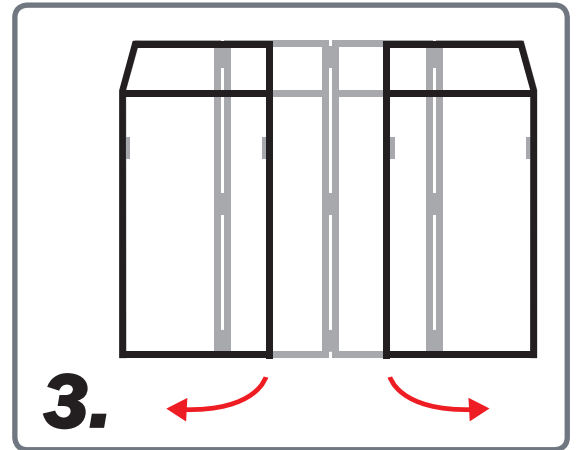
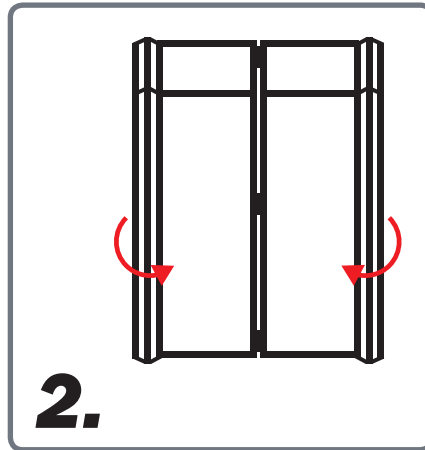
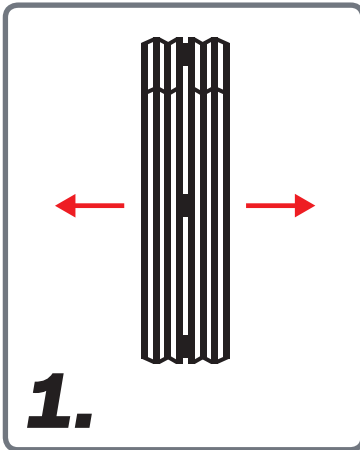


Includes sturdy shelves to support a variety of equipment




Carry Bag Included

To set up the PRO DJ Booth stand correctly, please follow the 9 steps below.




Please contact your local retailer to purchase these related items.


Optional accessories	Order code
LED Starcloth System, Black cloth, WW	EQLED025B
Tri LED Starcloth System, Black cloth	EQLED025F
White Lycra	EQLED025C



Optional LED Starcloth System, Black cloth, WW
Order code: EQLED025B



Optional Tri LED Starcloth System, Black cloth
Order code: EQLED025F



Optional White Lycra
Order code: EQLED025C



You can also create a white starcloth effect by covering the optional black starcloth with the supplied white lycra