

LEDj

Visio LP 600RGB LED Panel User Manual



Order code: LEDC250

WARNING

FOR YOUR OWN SAFETY, PLEASE READ THIS USER MANUAL CAREFULLY BEFORE YOUR INITIAL START-UP!

- Before your initial start-up, please make sure that there is no damage caused during transportation.
- Should there be any damage, consult your dealer and do not use the equipment.
- To maintain the equipment in good working condition and to ensure safe operation, it is necessary for the user to follow the safety instructions and warning notes written in this manual.
- Please note that damages caused by user modifications to this equipment are not subject to warranty.



IMPORTANT:

The manufacturer will not accept liability for any resulting damages caused by the non-observance of this manual or any unauthorised modification to the equipment.

- This product is designed to be installed by a competent, qualified installation technician into commercial environments.
 - Never let the power cable come into contact with other cables. Handle the power cable and all mains voltage connections with particular caution!
 - Never remove warning or informative labels from the unit.
 - Do not open the equipment and do not modify the unit.
 - Do not connect this equipment to a dimmer pack.
 - Do not switch the equipment on and off in short intervals, as this will reduce the system's life.
 - Only use the equipment indoors.
 - Do not expose to flammable sources, liquids or gases.
 - Always disconnect the power from the mains when equipment is not in use or before cleaning! Only handle the power-cable by the plug. Never pull out the plug by pulling the power-cable.
 - Make sure that the available voltage is 24V DC.
 - Make sure that the power cable is never crimped or damaged. Check the equipment and the power cable periodically.
 - If the equipment is dropped or damaged, disconnect the
- mains power supply immediately and have a qualified engineer inspect the equipment before operating again.
- If the equipment has been exposed to drastic temperature fluctuation (e.g. after transportation), do not connect power or switch it on immediately. The arising condensation might damage the equipment. Leave the equipment switched off until it has reached room temperature.
 - If your product fails to function correctly, stop use immediately. Pack the unit securely (preferably in the original packing material), and return it to your Pro Light dealer for service.
 - Only use fuses of same type and rating.
 - Repairs, servicing and power connection must only be carried out by a qualified technician. THIS UNIT CONTAINS NO USER SERVICEABLE PARTS.
 - This lighting fixture is for professional use only - it is not designed for or suitable for household use. The product must be installed by a qualified technician in accordance with local territory regulations. The safety of the installation is the responsibility of the installer. The fixture presents risks of severe injury or death due to fire hazards, electric shock and falls.
 - WARRANTY: One year from date of purchase.

OPERATING DETERMINATIONS

If this equipment is operated in any other way, than those described in this manual, the product may suffer damage and the warranty becomes void. Incorrect operation may lead to danger e.g: short-circuit, burns and electric shocks etc.


Do not endanger your own safety and the safety of others!

Incorrect installation or use can cause serious damage to people and/or property.

Visio LP 600RGB LED Panel

Designed for installation into suspended ceilings and recesses, or suitable for mounting on their own, the 600 x 600mm LED panels are ideally suited for club and bar installations adding colour and mood. Double the output of most low cost panels, the Visio LP 600RGB offers seamless edge to edge colour mixing while outputting a smooth, wide angle wash.

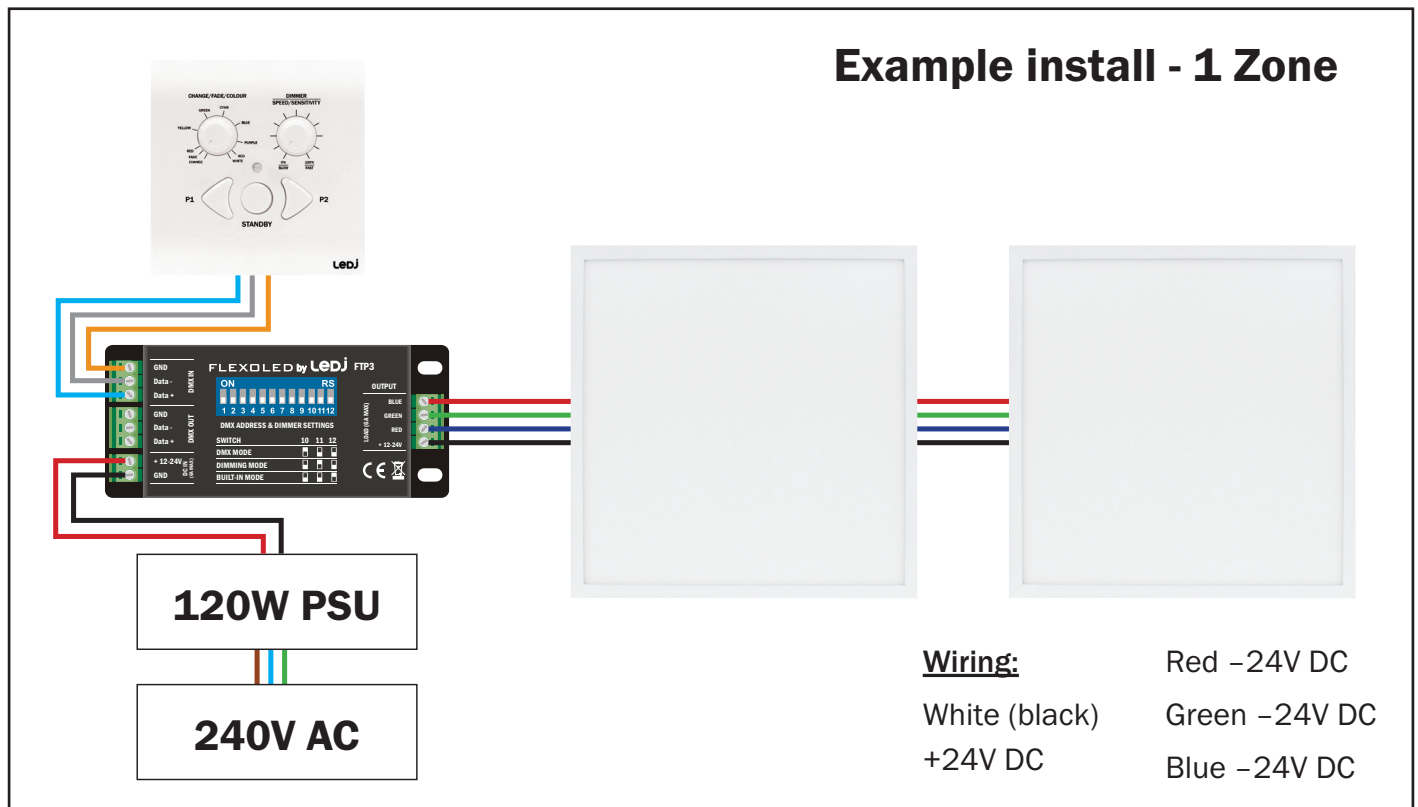
- 600 x 600mm panel
- 180 degree wide angle output
- Seamless, edge to edge colour mixing
- White metal frame supplied with four installation tab brackets
- Captive four core cable with bare ends
- 24V constant voltage control
- Power consumption: 52W

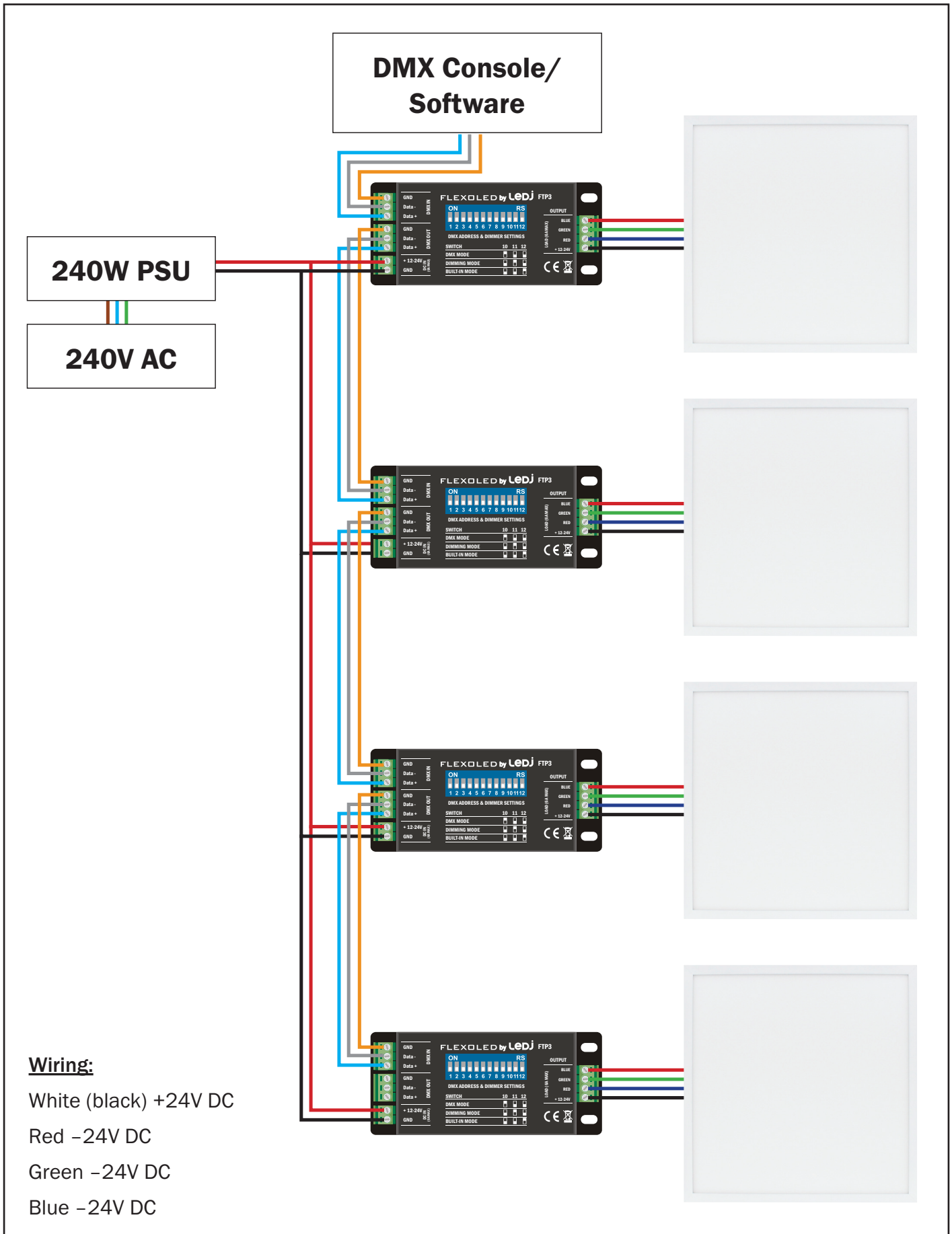


| Specifications | Visio LP 600RGB LED Panel |
|----------------|---------------------------|
| Power supply | DC 24V |
| Dimensions | 600 x 600 x 10mm |
| Weight | 3.25kg |
| Order code | LEDC250 |

In the box: **1 x unit & 1 x user manual**

Example install - 1 Zone

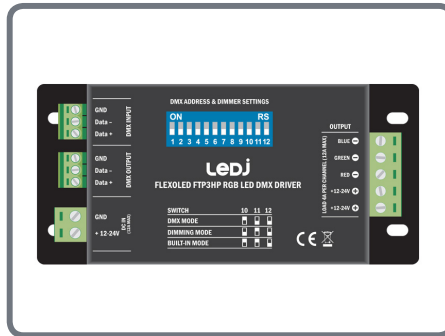




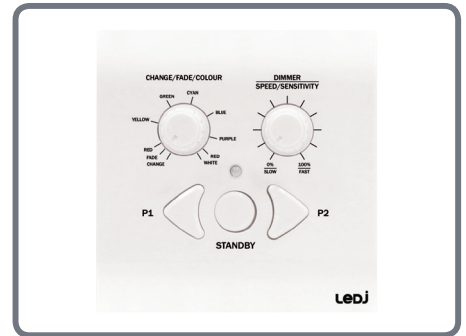
Please contact your local retailer to purchase these related items.



Flexoled FTP3 RGB LED DMX Driver
Order code: FLEX27
(2 Panels max.)



Flexoled FTP3HP RGB LED DMX Driver
Order code: FLEX30
5 Panels max.)



Visio FLEXICON DMX Controller
Order code: FLEX31



Visio 160W 24V DC Power Supply
Order code: LEDC236
(3 Panels max.)



Visio 320W 24V Power Supply
Order code: LEDC237
(6 Panels max.)

To keep up-to-date on the latest accessories and product range additions please visit www.prolight.co.uk



Correct Disposal of this Product (Waste Electrical & Electronic Equipment)

**(Applicable in the European Union and other European countries
with separate collection systems)**

This marking shown on the product or its literature, indicates that it should not be disposed of with other household wastes at the end of its working life. To prevent possible harm to the environment or human health from uncontrolled waste disposal, please separate this from other types of wastes and recycle it responsibly to promote the sustainable reuse of material resources.

Household users should contact either the retailer where they purchased this product, or their local government office, for details of where and how they can take this item for environmentally safe recycling.

Business users should contact their supplier and check the terms and conditions of the purchase contract. This product should not be mixed with other commercial wastes for disposal.



LEDj