



**V Aqua
Series**



**V Inground
Series**

User Manual

Make the Visio high power family complete, V Aqua is specially manufactured for the application in or around the water. With stainless steel housing, powerful light output, and an IP rating of 68, V Aqua gives life to fountains, swimming pools, ponds, etc., in the evening.

V Inground is a high power and robust outdoor luminaries. With cutting edge LED technology, IP67/IP68 rated and drive over resistant construction, the V Inground is specially designed for illuminating walkways and landscape.

1. Attention:

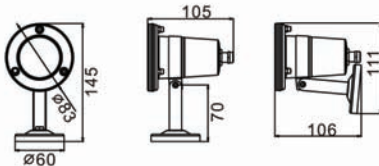
- Do not install the fixture near high inflammable liquids or materials.
- Do not allow anything to rest on the fixture.
- Do not install the fixture near the naked flames.
- Do not install the fixture in dirty, dusty location.
- Do not looking directly into the LED light beam at close range.
- Operate only in places where the sufficient air flow is present.

2. Technical specifications:

VA-1TC:


Max. Input Current:	350mA
Input Voltage:	DC 48V
Power Consumption:	3.3W
Number of LEDs:	1 x Tri-color
LED Emitter:	3W

LED Life Expectancy: 50,000hrs
Beam Angle: 25°, 40°
Available LED Colors: RGB (3 in 1)
Compatible Power Supply: V Power Series
Power/Data Cable: 1.5m, 24AWG x 4P Cat.5e Cable
IP Rated: IP 68
Size: 83 x 105 x 145 mm
Weight: 0.6kg



Luminous intensity:

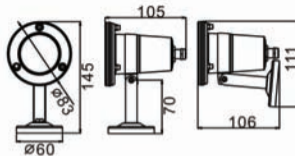
Distance		0.5	1.0	1.5	2.0	3.0	4.0	5.0	(m)
RED	40°	529	134	58.8	31.5	4.8	9.2	6.9	(lux)
	25°	690	179.9	80	43.4	19.9	11.6	8.4	(lux)
GREEN	40°	819	211	90.5	49.4	22.6	13.3	9.4	(lux)
	25°	1042	279	119.7	64.9	28.9	16.8	11.5	(lux)
BLUE	40°	123.4	32.3	13.8	7.7	3.6	2.3	1.7	(lux)
	25°	152.7	40.6	17.1	9.6	4.4	2.7	2	(lux)
RGB	40°	1282	332	14.3	78.5	35.8	21.6	15	(lux)
	25°	1670	444	190	104.2	46.5	27.3	18.5	(lux)



VA-6:


Max. Input Current:	350mA
Input Voltage:	DC 48V
Power Consumption:	6.6W
Number of LEDs:	2R, 2G, 2B
LED Emitter:	1W
LED Life Expectancy:	50,000hrs
Beam Angle:	15° , 25°
Available LED Colors:	RGB
Compatible Power Supply:	V Power Series
Power/Data Cable:	1.5m, 24AWG x 4P Cat.5e Cable
IP Rated:	IP 68
Weight:	0.6kg

Size: 105 x 83 x 145 mm



Luminous intensity

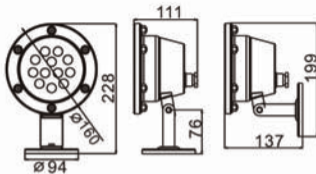
Distance		0.5	1.0	1.5	2.0	3.0	4.0	5.0 (m)	
RED	25°	1170	274	119.8	67.9	26.8	16.9	10.8	(lux)
	15°	1210	236	114.3	61	29.9	15.2	12.6	
GREEN	25°	418	93	40.5	22.5	10.1	6	4.8	(lux)
	15°	370	90	38.2	27	9.8	6.1	4.6	
BLUE	25°	684	147	62.9	34.8	16.7	9.7	7.2	(lux)
	15°	611	153	66	38.7	18.9	10.5	7.3	
RGB	25°	2180	490	212	122	50.4	31	21.5	(lux)
	15°	2070	467	210	114	52.6	30.8	22.3	



VA-12:


Max. Input Current:	350mA
Input Voltage:	DC 48V
Power Consumption:	13.1W
Number of LEDs:	4R, 4G, 4B
LED Emitter:	1W
LED Life Expectancy:	50,000hrs
Beam Angle:	15°, 25°
Available LED Colors:	RGB
Compatible Power Supply:	V Power Series
Power/Data Cable:	1.5m, 24AWG x 4P Cat.5e Cable
IP Rated:	IP 68
Weight:	2.0 kgs

Size: 111 x 160 x 228 mm



Luminous intensity:

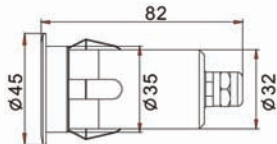
Distance		0.5	1.0	1.5	2.0	3.0	4.0	5.0 (m)
RED	25°	4350	1194	501	293	132.5	73.1	45.6 (lux)
	15°	6420	1590	750	410	190.7	104.7	71
GREEN	25°	990	276	118.5	69	30.8	17.4	11.2 (lux)
	15°	1400	420	190	100	50.7	27	19.1
BLUE	25°	1567	383	167.4	92.6	43.6	23.8	15.7 (lux)
	15°	1800	510	220	120	55.4	32	20.8
RGB	25°	6720	1820	779	451	190.6	113.7	12.4 (lux)
	15°	9350	2500	1160	630	275	153	106.8



VI-1TC:


Max. Input Current:	350 mA
Input Voltage:	DC 48V
Power Consumption:	3.3W
Number of LEDs:	1 x Tri-color
LED Emitter:	3W
LED Life Expectancy:	50,000hrs
Beam Angle:	25°, 40°
Available LED Colors:	RGB (3 in 1)
Compatible Power Supply:	V Power Series
Power/Data Cable:	1.5m, 24AWG x 4P Cat.5e Cable
IP Rate:	IP 68
Weight:	0.4 kg

Size: $\varnothing 45 \times 43$ mm
 Insert Hole: $\varnothing 36$ mm



Luminous intensity:

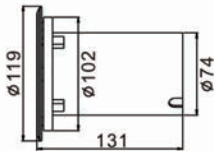
Distance		0.5	1.0	1.5	2.0	3.0	4.0	5.0	(m)
RED	40°	529	134	58.8	31.5	4.8	9.2	6.9	(lux)
	25°	690	179.9	80	43.4	19.9	11.6	8.4	
GREEN	40°	819	211	90.5	49.4	22.6	13.3	9.4	(lux)
	25°	1042	279	119.7	64.9	28.9	16.8	11.5	
BLUE	40°	123.4	32.3	13.8	7.7	3.6	2.3	1.7	(lux)
	25°	152.7	40.6	17.1	9.6	4.4	2.7	2	
RGB	40°	1282	332	14.3	78.5	35.8	21.6	15	(lux)
	25°	1670	444	190	104.2	46.5	27.3	18.5	



VI-6:


Max. Input Current:	350 mA
Input Voltage:	DC 48V
Power Consumption:	6.6W
Number of LEDs:	2R, 2G, 2B,
LED Emitter:	1W
LED Life Expectancy:	15°, 25°
Beam Angle:	50,000hrs
Available LED Colors:	RGB
Compatible Power Supply:	V Power Series
Power/Data Cable:	1.5m, 24AWG x 4P Cat.5e Cable
IP Rate:	IP 67
Weight:	0.8 kg

Size: $\varnothing 119 \times 131$ mm



Luminous intensity:

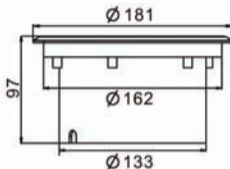
Distance		0.5	1.0	1.5	2.0	3.0	4.0	5.0 (m)
RED	25°	1170	274	119.8	67.9	26.8	16.9	10.8 (lux)
	15°	1210	236	114.3	61	29.9	15.2	12.6 (lux)
GREEN	25°	418	93	40.5	22.5	10.1	6	4.8 (lux)
	15°	370	90	38.2	27	9.8	6.1	4.6 (lux)
BLUE	25°	684	147	62.9	34.8	16.7	9.7	7.2 (lux)
	15°	611	153	66	38.7	16.9	10.5	7.3 (lux)
RGB	25°	2180	490	212	122	50.4	31	21.5 (lux)
	15°	2070	467	210	114	52.6	30.8	22.3 (lux)



VI-12:


Max. Input Current:	350 mA
Input Voltage:	DC 48V
Power Consumption:	13.1W
Number of LEDs:	4R, 4G, 4B
LED Emitter:	1W
LED Life Expectancy:	15°, 25°
Beam Angle:	50,000hrs
Available LED Colors:	RGB
Compatible Power Supply:	V Power Series
Power/Data Cable:	1.5m, 24AWG x 4P Cat.5e Cable
IP Rate:	IP 67
Weight:	2.0 kgs

Size: $\varnothing 181 \times 97$ mm



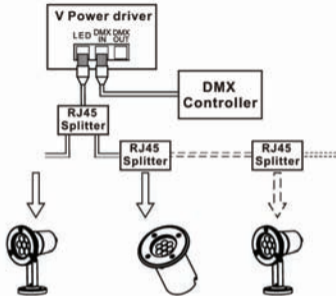
Luminous intensity:

Distance	0.5	1.0	1.5	2.0	3.0	4.0	5.0 (m)	
RED	25°	4350	1194	501	293	132.5	73.1	45.6
	15°	6420	1590	750	410	190.7	104.7	71
GREEN	25°	990	276	118.5	69	30.8	17.4	11.2
	15°	1400	420	190	100	50.7	27	19.1
BLUE	25°	1567	383	167.4	92.6	43.6	23.8	15.7
	15°	1800	510	220	120	55.4	32	20.8
RGB	25°	6720	1820	779	451	190.6	113.7	12.4
	15°	9350	2500	1160	630	275	153	106.8



3. Installation

The V Aqua/V Inground unit should be connected to the V Power driver. See V Power 60 (or V Power 120, V Power 240, V Power 600) usermanual for full details of mains power requirement, built-in programs and DMX operation. Connect the end of the V Aqua's cable directly to the driver or use suitable junction box(V-JB, water-proof for outdoor installation) if the cable has to be extended.



For the number of V Aqua or V Inground projectors that can be linked together, please follow the Maximum power output limit of each zone of the V Power.

The RJ 45 plug that connects the V Aqual & V Inground unit to the V Power driver has the following wiring:

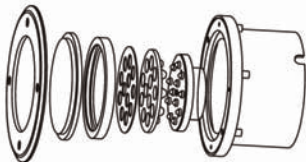
**RJ 45 plug
(View facing pins)**



PIN	Color of wire	RGB
1	White/Orange	Red LED +
2	Orange	Green LED +
3	White/Green	Blue LED +
4	Blue	White LED +
5	White/Blue	Red LED -
6	Green	Green LED -
7	White/Brown	Blue LED -
8	Brown	White LED -

4. Change Beam Angle (only for V Inground)

In the V Inground series, if you want to change the beam angle of fixture, you can change lens of the fixture refer to the photo below:





5. Maintenance

Clean the front transparent cover at least every 1-2 months. Use a moist, lint-free cloth. Never use alcohol or solvents!