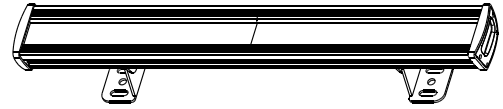




[Http://www.visio-led.com](http://www.visio-led.com)

Specifications are subject to change without prior notice.



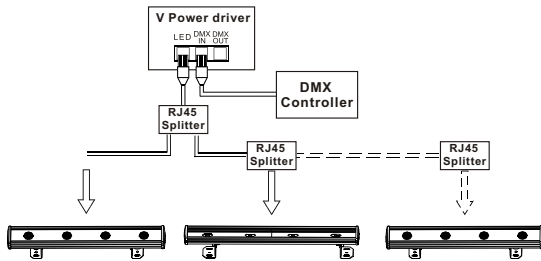
V Bar Series User Manual

5. Maintenance

Clean the front transparent cover at least every 1-2 months. Use a moist, lint-free cloth. Never use alcohol or solvents!

The V Bar Tri-color series feature latest LED Tri-color. Color fading, dimming and mixing can be achieved by V Power controller. With the latest technology, finest components, and user-friendly V power controller, V bar Tri-color series satisfies all your needs to color your imagination. It is ideal for indoor use, such as hotel, bar, club, shop, cabinet etc.

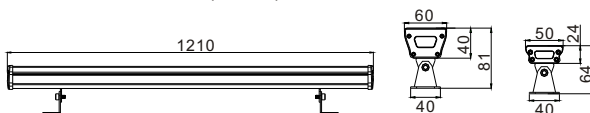
12A



For the number of V Bar projectors that can be linked together, please follow the Maximum power output limit of each zone of the V Power.

10A

Size: 1210 x 57 x 81 mm (D25, D40)
1210 x 50 x 64 mm (D170)



3. Installation

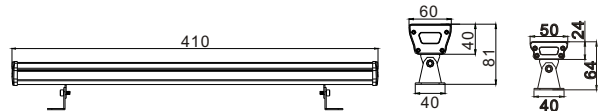
1. Connect the base to the unit as the diagram show below and screw the screws by the allen key.



8A

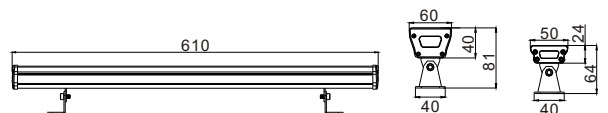
1A

Number of LEDs: 4 x Tri-color
LED Emitter: 3W
LED Life Expectancy: 50,000hrs
Beam Angle: 25°, 40°, 170°
Available LED Colors: RGB (3 in 1)
Compatible Power Supply: V Power Series
Power/Data Cable: 1.5m, 24AWG x 4P Cat.5e Cable
Weight: 1.0 kg (D25, D40)
0.8 kg (D170)
Size: 410 x 57 x 81 mm (D25, D40)
410 x 50 x 64 mm (D170)



3A

Size: 610 x 57 x 81 mm (D25, D40)
610 x 50 x 64 mm (D170)



VC-8TC:

Max. Input Current: 350 mA
Input Voltage: DC 48V
Power Consumption: 26.1W
Number of LEDs: 8 x Tri-color
LED Emitter: 3W

5A